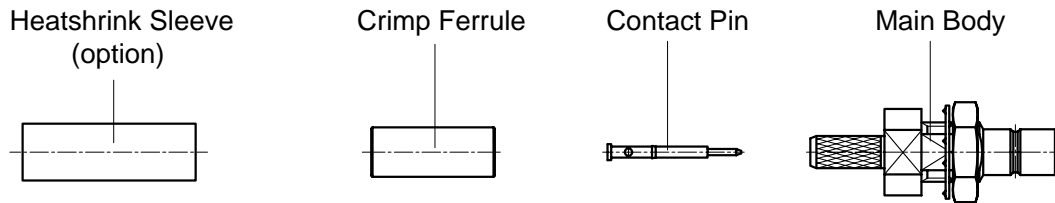


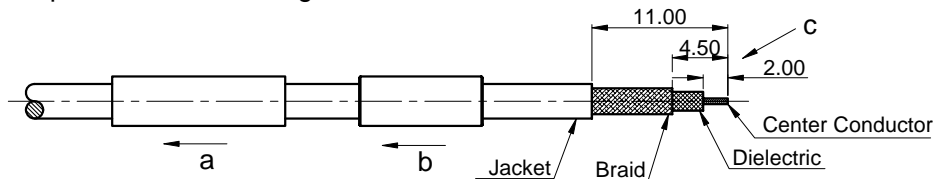
P/N: 70-02-1B00-019 (REV. B)

Description: SMB Straight Bulkhead Jack Crimp for LMR100/RG174/RG316 Cable



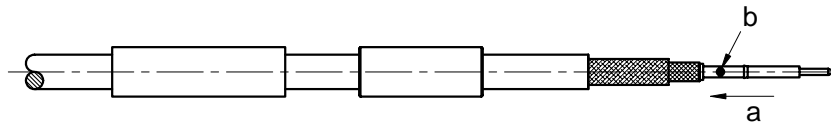
STEP 1

- Slide the Heatshrink Sleeve onto the cable (option).
- Slide the Crimp Ferrule onto the cable.
- Strip the cable according to the dimensions as below.



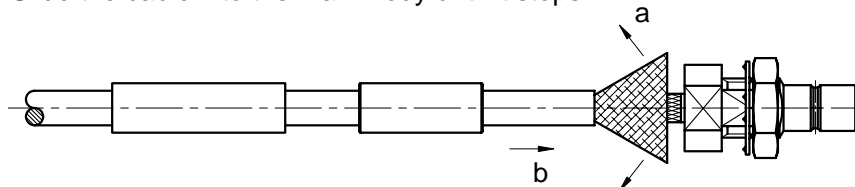
STEP 2

- Slide the Contact Pin on until it bottom against the cable dielectric..
- Solder the Contact Pin onto the cable.



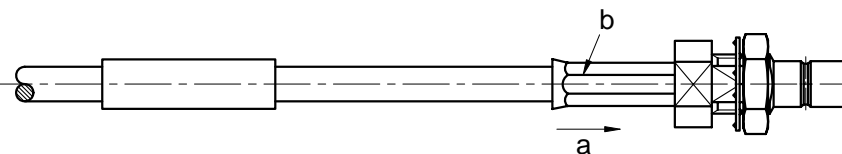
STEP 3

- Fan the braid.
- Slide the cable into the Main Body until it stops.



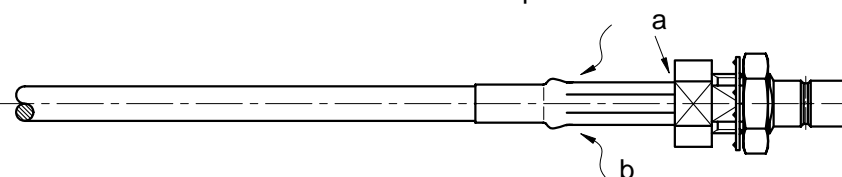
STEP 4

- Slide the Crimp Ferrule over the braid.
- Crimp the Crimp Ferrule with crimping tool (3.25mm HEX.).



STEP 5

- Cut the excess of braid if necessary.
- Slide the Heatshrink Sleeve over the Crimp Ferrule and heatshrink it in place (option).



Note: Dimensions in millimeters (mm).